

Lake Lifter - Boat House Solar Light Kit

Model: LF-BHL-LED-KIT



LAKE LIFTER


LAKE LIFTER
105 W. Simon St.
Laotto, IN 46763

Phone: 260-918-2758
E-mail sales@lakelifter.com
Web: www.lakelifter.com

Lake Lifter - Boat House Solar Light Kit


Model: LF-BHL-LED-KIT

IMPORTANT !



The battery should be mounted in the most upright position. If you mount the control box upside down remove the battery and flip it around so the battery will be up right after installing the control box.


CONNECT FUSE !



NOTE:


The fuse is shipped disconnected. Insert fuse and close control box cabinet before operation.

Change Switch Orientation



You may flip the switch cover as needed depending if you would like the wire to exit the top of the switch or the bottom of the switch. Remove the 4 screw cap beauty covers to access the screws.

Connection Diagram



Use the provided wiring to connect the components as shown. You may purchase additional wiring lengths to extend or shorten the distances between each component: Visit: www.lakelifter.com

Lake Lifter - Boat House Solar Light Kit

Model: LF-BHL-LED-KIT

Extending wire lengths



Sizes: 5 / 10 / 15 / 20 / 25 ft

You may use any combination of wires to mount the various items in desired locations.

To purchase additional wire please visit www.lakelifter.com

Additional LED Lights



Additional light kits are available at www.lakelifter.com Model: LF-BHL-ADD-ON

Each extra light module includes the LED light + extension wire + "Y" connector.

Number of Lights	1	2	3	4
Est. Run Times	7 – 8 hrs	3 – 4 hrs	2.5 – 3 hrs	1 – 2 hrs

